



# LENORA INSTITUTE OF DENTAL SCIENCES

(Recognised by GOI/ Dental Council of India & Affiliated to Dr. NTR UHS-BZA)

Accredited with NAAC "A" Grade

NH-16, Rajanagaram, Rajahmundry, East Godavari (Dt.), AP, India.

Web: [www.lids.ac.in](http://www.lids.ac.in), E-Mail: [lidsrajahmundry@gmail.com](mailto:lidsrajahmundry@gmail.com), PH: 0983 2484492, Fax: 0983 2484493

**LIST AND STEPS TAKEN BY THE COLLEGE TO  
MEASURE ATTAINMENT OF SPECIFIC COMPETENCIES BY THE BDS  
STUDENTS/INTERNS STATED IN THE UNDERGRADUATE  
CURRICULUM DURING THE LAST FIVE YEARS**

S.No	Subject	Specific Competencies	Steps taken to attain the specific competencies
1	Oral Pathology and Oral Microbiology	<ul style="list-style-type: none"><li>• To learn the oral manifestations of systemic diseases</li><li>• To learn the etiology, clinical features, radiographic and histopathological features of common developmental disturbances of teeth and jaws</li><li>• To acquire knowledge about clinical and histopathologic features of odontogenic, non-odontogenic and salivary gland tumours</li><li>• Basic knowledge about biopsy and frozen section in diagnosis of oral disease</li></ul>	<ul style="list-style-type: none"><li>• Microscopic examination of histopathologic slides.</li><li>• Demonstration of specimens</li><li>• Demonstration of models</li></ul>
2	Oral Medicine and Radiology	<ul style="list-style-type: none"><li>• Knowledge about red and white lesions of oral cavity</li><li>• To know about clinica</li></ul>	<ul style="list-style-type: none"><li>• Oral cavity examination with detailed recording of case history</li></ul>

  
PRINCIPAL  
Lenora Institute of Dental Sciences  
RAJANAGARAM


# LENORA INSTITUTE OF DENTAL SCIENCES

(Permitted by Govt. of India / Dental Council of India & Affiliated to Dr.NTRUHS)

NH-16, Rajanagaram, Rajahmundry, East Godavari (Dt), AP.

Phones: +91 883 2484492, e-mail: [lidsrajahmundry@gmail.com](mailto:lidsrajahmundry@gmail.com), Fax: 0883 2484493

		<p>features and laboratory investigations for common infective and non-infective ulcers of the oral cavity</p> <ul style="list-style-type: none"><li>• Knowledge about radiation safety, hazards,</li><li>• Must be able to take and interpret intraoral radiographs</li><li>• Knowledge about clinical features and pathogenesis of vesiculobullous lesions of oral mucosa</li></ul>	<ul style="list-style-type: none"><li>• Taking of intraoral periapical radiographs and its interpretation</li></ul>
3	<b>Paediatric and Preventive Dentistry</b>	<ul style="list-style-type: none"><li>• Knowledge about management of dental diseases in children</li><li>• Able to manage physically and mentally disabled children efficiently according to their treatment needs</li><li>• Able to guide and counsel the parents about the various paediatric dental treatment modalities</li><li>• availableo understand the principles of prevention and preventive dentistry in children</li></ul>	<ul style="list-style-type: none"><li>• Scaling and restorative procedures</li><li>• Case history taking</li></ul>


  
**PRINCIPAL**  
Lenora Institute of Dental Sciences  
RAJANAGARAM

# LENORA INSTITUTE OF DENTAL SCIENCES

(Permitted by Govt. of India / Dental Council of India & Affiliated to Dr.NTRUHS)

NH-16, Rajanagaram, Rajahmundry, East Godavari (Dt), AP.

Phones: +91 883 2484492, e-mail: [ldsrajahmundry@gmail.com](mailto:ldsrajahmundry@gmail.com)., Fax: 0883 2484493

4	<b>Orthodontics and Dentofacial Orthopaedics</b>	<ul style="list-style-type: none"><li>• To understand about the normal growth and development of facial skeleton and dentition</li><li>• To diagnose different types of malocclusion</li><li>• To manage and treat simple malocclusion like anterior spacing using removable appliances</li><li>• Treatment planning and execution of preventive and interceptive orthodontics</li></ul>	<ul style="list-style-type: none"><li>• Cephalometric tracing</li><li>• Orthodontic wire bending</li><li>• Fabrication of simple orthodontic appliances</li></ul>
5	<b>Periodontology</b>	<ul style="list-style-type: none"><li>• To diagnose and manage common periodontal diseases</li><li>• To learn the basic principles of periodontal instrumentation and perform it</li><li>• Identification of periodontal instruments</li><li>• To perform scaling and root planning with full aseptic precautions</li><li>• To provide oral hygiene instructions to patients</li><li>• To learn appropriate investigations to diagnose periodontal diseases</li><li>• To have an understanding of prevention of periodontal diseases</li><li>• Must be able to furnish initial treatment plan and</li></ul>	<ul style="list-style-type: none"><li>• Case history and case discussion</li><li>• Assisting surgical procedures</li><li>• Oral prophylaxis</li></ul> <p style="text-align: right;"> <b>PRINCIPAL</b> Lenora Institute of Dental Sciences RAJANAGARAM</p>

# LENORA INSTITUTE OF DENTAL SCIENCES

(Permitted by Govt. of India / Dental Council of India & Affiliated to Dr.NTRUHS)

NH-16, Rajanagaram, Rajahmundry, East Godavari (Dt), AP.

Phones: +91 883 2484492, e-mail: [ljds@rajahmundry@gmail.com](mailto:ljds@rajahmundry@gmail.com), Fax: 0883 2484493

		<p>treat gingivitis and periodontitis cases</p> <ul style="list-style-type: none"> <li>To be able to perform minor surgical procedures like abscess drainage, opereulectomy etc.</li> </ul>	
6	<b>Prosthodontics and Crown and Bridge</b>	<ul style="list-style-type: none"> <li>Competent to carry out conventional complete and partial removable dentures, fixed partial dentures</li> <li>Able to understand and use various dental materials</li> <li>Competent to carry out routine prosthodontic procedures</li> </ul>	<ul style="list-style-type: none"> <li>Fabrication of removable and fixed partial dentures</li> <li>Fabrication of complete dentures</li> </ul>
7	<b>Conservative Dentistry and Endodontics</b>	<ul style="list-style-type: none"> <li>To be able to diagnose all types of carious lesions</li> <li>To prepare class I and class II cavities and restore with amalgam</li> <li>Competent to carry out small composite restorations</li> <li>To understand the principles of aesthetic dental procedures</li> <li>The student should learn about patient assessment and diagnostic procedures for endodontic therapy</li> <li>Able to perform RCT for anterior teeth</li> </ul>	<ul style="list-style-type: none"> <li>Class I and class II amalgam restorations</li> <li>Composite restorations</li> <li>Deep caries management</li> <li>Endodontic procedures of anterior teeth</li> </ul>
8	<b>Oral and Maxillofacial Surgery</b>	<ul style="list-style-type: none"> <li>Able to diagnose, manage and treat patients with oral surgical problems</li> </ul>	<ul style="list-style-type: none"> <li>Extraction of teeth under local anaesthesia</li> <li>Assisting surgical</li> </ul>

*[Signature]*  
**PRINCIPAL**  
 Lenora Institute of Dental Sciences


# LENORA INSTITUTE OF DENTAL SCIENCES

(Permitted by Govt. of India / Dental Council of India & Affiliated to Dr.NTRUHS)

NH-16, Rajanagaram, Rajahmundry, East Godavari (Dt), AP.


Phones: +91 883 2484492, e-mail: [ldsrajahmundry@gmail.com](mailto:ldsrajahmundry@gmail.com), Fax: 0883 2484493

		<ul style="list-style-type: none"> <li>• Understand and practice the basic principles of sterilization</li> <li>• Should be competent in the extraction of teeth</li> <li>• Able to provide primary care and manage medical emergencies in dental office</li> <li>• Have a broad knowledge of maxillofacial surgery and oral implantology</li> <li>• Should be familiar with legal, ethical and moral issues pertaining to the patient care and communication skills</li> </ul>	<p>procedures</p> <ul style="list-style-type: none"> <li>• Patient history taking</li> <li>• Case discussions</li> </ul>
9	<b>Public Health Dentistry</b>	<ul style="list-style-type: none"> <li>• Apply the principles of health promotion and disease prevention</li> <li>• To have knowledge about provision of community dental health care</li> <li>• To have community based preventive measures</li> <li>• To administer oral hygiene instructions, topical fluoride therapy, pit and sealant application</li> </ul>	<ul style="list-style-type: none"> <li>• Conducting Dental health education campaigns</li> <li>• Recording of Indices</li> <li>• Prevention dental restorative procedures</li> </ul>

  
**PRINCIPAL**  
 Lenora Institute of Dental Sciences  
 RAJANAGARAM

**GEOTAGGED PHOTOGRAPHS OF THE OBJECTIVE METHODS USED LIKE**

**OSCE/OSPE**

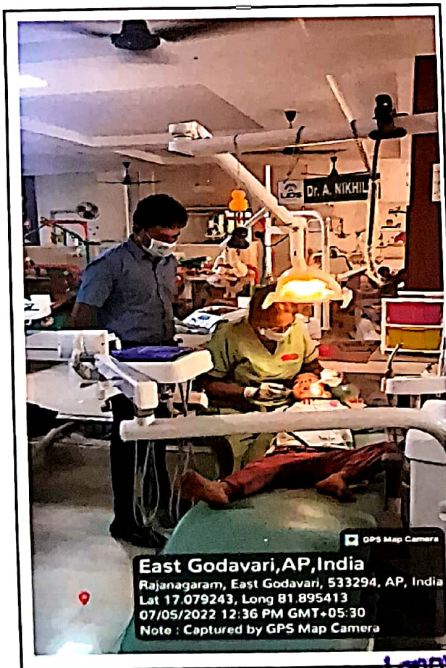


*Principals*  
**PRINCIPAL**

Lenora Institute of Dental Sciences  
RAJANAGARAM

**GEOTAGGED PHOTOGRAPHS OF THE OBJECTIVE METHODS USED LIKE**

**OSCE/OSPE**



*Dr. U. S. S. S. S.*  
**PRINCIPAL**  
**Lenora Institute of Dental Sciences**  
**RAJANAGARAM**

# DENTAL COUNCIL OF INDIA

## BDS COURSE REGULATIONS 2007



### DENTAL COUNCIL OF INDIA

Temple Lane, Kotla Road

New Delhi - 110 002

Lenora Institute of Dental Sciences  
RAJANAGARAM

  
PRINCIPAL

Lenora Institute of Dental Sciences  
RAJANAGARAM





3. Should be holding the post of a Reader or above in a Dental Institution approved/recognised by the Dental Council of India for B.D.S.

**Note:**

1. In case of Public Health Dentistry, as there is acute shortage of teachers one examiner from Public Health Dentistry and the second one could be from Periodontics. To be reviewed after three years.
2. In case of Physiology and Biochemistry if Internal examiner is from Physiology, External examiner should be from Biochemistry or vice versa
3. In case of Pathology and Microbiology if Internal is examiner is from Pathology, External examiner should be from Microbiology or vice versa
4. In case of Dental Materials, if internal is from Prosthodontics, external should be from Conservative Dentistry and vice versa

50% of Examiners appointed shall be external from Dental Institutions approved/recognised by the Dental Council of India for B.D.S. Course, from other University, preferably from outside the State.

Reciprocal arrangement of Examiners should be discouraged, in that, the Internal Examiner in a subject should not accept external examinership for a College from which External Examiner is appointed in his subject for the corresponding period.

No person shall be an external Examiner to the same University for more than 3 consecutive years. However, if there is a break of one year the person can be re-appointed.

"Minimum Physical Requirement and Minimum Staffing Pattern (as per DCI Regulations 2006)."

### **GOALS AND OBJECTIVES**

**GOALS:**

The dental graduates during training in the institutions should acquire adequate knowledge, necessary skills and reasonable attitudes which are required for carrying out all activities appropriate to general dental practice involving the prevention, diagnosis and treatment of anomalies and diseases of the teeth, mouth, jaws and associated tissues. The graduate also should understand the concept of community oral health education and be able to participate in the rural health care delivery programmes existing in the country.

**OBJECTIVES:**

The objectives are dealt under three headings (a) Knowledge and understanding (b) skills and (c) Attitudes.

**(A) KNOWLEDGE AND UNDERSTANDING:**

The graduate should acquire the following during the period of training.

1. Adequate knowledge of the scientific foundations on which dentistry is based and good understanding of various relevant scientific methods, principles of biological functions and be able to evaluate and analyse scientifically various established facts and data.
2. Adequate knowledge of the development, structure and function of the teeth, mouth and jaws and associated tissues both in health and disease and their relationship and effect on general state of health and also bearing on physical and social well being of the patient.
3. Adequate knowledge of clinical disciplines and methods which provide a coherent picture of anomalies, lesions and diseases of the teeth, mouth and jaws and preventive diagnostic and therapeutic aspects of dentistry.
4. Adequate clinical experience required for general dental practice.
5. Adequate knowledge of the constitution, biological function and behaviour of persons in health and sickness as well as the influence of the natural and social environment on the state of health in so far as it affect dentistry.


**(B) SKILLS:**

A graduate should be able to demonstrate the following skills necessary for practice of dentistry.

1. Able to diagnose and manage various common dental problems encountered in general dental practice keeping in mind the expectations and the right of the society to receive the best possible treatment available wherever possible.
2. Acquire the skill to prevent and manage complications if encountered while carrying out various surgical and other procedures.
3. Possess skill to carry out certain investigative procedures and ability to interpret laboratory findings.
4. Promote oral health and help prevent oral diseases where possible.
5. Competent in the control of pain and anxiety among the patients during dental treatment.

**(C) ATTITUDES:**

A graduate should develop during the training period the following attitudes.

  
**PRINCIPAL**  
 Lenora Institute of Dental Sciences  
 RAJANAGARAM

11. Instruction should be given in dental jurisprudence, legal and ethical obligations of dental practitioners and the constitution and functions of Dental Council of India.
12. Infection and cross infection control assume significance in dental practice. The students should be made aware of the potential risk of transmission in the dental surgery, various infectious diseases particularly HIV and hepatitis. The students should be aware of their professional responsibility for the protection of the patients, themselves and their staff and the requirements of the health and safety regulations.
13. In the recent times, the subjects of esthetic dentistry, oral implantology, behavioural sciences and forensic odontology have assumed great significance. Hence, the Council recommends that these four specialities should be incorporated into the undergraduate curriculum. The instruction and clinical training in aesthetic dentistry shall be carried out by the departments of Conservative, Endodontics & Aesthetic Dentistry and prosthodontics, Crown Bridge, Aesthetic Dentistry and Oral Implantology. Similarly, the instruction and clinical training in oral implantology shall be done by the departments of Oral & Maxillofacial Surgery, Prosthodontics, Crown Bridge, Aesthetic Dentistry and Oral Implantology and Periodontology and Oral Implantology. The instruction in behavioural sciences should ideally commence before the students come in contact with the patients and shall be carried out by the departments of Public Health Dentistry & Preventive Dentistry and Pedodontics & Preventive Dentistry. Forensic Odontology will be a part of Oral Pathology & Oral Microbiology and Oral Medicine and Radiology.

### COMPETENCIES

At the completion of the undergraduate training programme the graduates shall be competent in the following:-

#### General Skills

- Apply knowledge & skills in day to day practice
- Apply principles of ethics
- Analyze the outcome of treatment
- Evaluate the scientific literature and information to decide the treatment
- Participate and involve in professional bodies
- Self assessment & willingness to update the knowledge & skills from time to time
- Involvement in simple research projects
- Minimum computer proficiency to enhance knowledge and skills
- Refer patients for consultation and specialized treatment
- Basic study of forensic odontology and geriatric dental problems

#### Practice Management

- Evaluate practice location, population dynamics & reimbursement mechanism
- Co-ordinate & supervise the activities of allied dental health personnel
- Maintain all records
- Implement & monitor infection control and environmental safety programs
- Practice within the scope of one's competence

#### Communication & Community Resources

- Assess patients goals, values and concerns to establish rapport and guide patient care
- Able to communicate freely, orally and in writing with all concerned
- Participate in improving the oral health of the individuals through community activities.

#### Patient Care – Diagnosis


- Obtaining patient's history in a methodical way
- Performing thorough clinical examination
- Selection and interpretation of clinical, radiological and other diagnostic information
- Obtaining appropriate consultation
- Arriving at provisional, differential and final diagnosis

#### Patient Care – Treatment Planning

- Integrate multiple disciplines into an individual comprehensive sequence treatment plan using diagnostic and prognostic information
- Able to order appropriate investigations

#### Patient Care – Treatment

- Recognition and initial management of medical emergencies that may occur during Dental treatment
- Perform basic cardiac life support
- Management of pain including post operative
- Administration of all forms of local anaesthesia
- Administration of intra muscular and venous injections
- Prescription of drugs, pre operative, prophylactic and therapeutic requirements

  
**PRINCIPAL**  
**Lenora Institute of Dental Sciences**  
**RAJANAGARAM**

Uncomplicated extraction of teeth  
 Transalveolar extractions and removal of simple impacted teeth  
 Minor oral surgical procedures  
 Management of Oro-facial infections  
 Simple orthodontic appliance therapy  
 Taking, processing and interpretation of various types of intra oral radiographs  
 Various kinds of restorative procedures using different materials available  
 Simple endodontic procedures  
 Removable and fixed prosthodontics  
 Various kinds of periodontal therapy

#### **ORAL MEDICINE & RADIOLOGY**

- Able to identify precancerous and cancerous lesions of the oral cavity and refer to the concerned speciality for their management
- Should have an adequate knowledge about common laboratory investigations and interpretation of their results.
- Should have adequate knowledge about medical complications that can arise while treating systemically compromised patients and take prior precautions/ consent from the concerned medical specialist.
- Have adequate knowledge about radiation health hazards, radiations safety and protection.
- Competent to take intra-oral radiographs and interpret the radiographic findings
- Gain adequate knowledge of various extra-oral radiographic procedures, TMJ radiography and sialography.
- Be aware of the importance of intra- and extra-oral radiographs in forensic identification and age estimation
- Should be familiar with jurisprudence, ethics and understand the significance of dental records with respect to law

#### **PAEDIATRIC & PREVENTIVE DENTISTRY**

- Able to instill a positive attitude and behaviour in children towards oral health and understand the principles of prevention and preventive dentistry right from birth to adolescence.
- Able to guide and counsel the parents in regards to various treatment modalities including different facets of preventive dentistry.
- Able to treat dental diseases occurring in child patient.
- Able to manage the physically and mentally challenged disabled children effectively and efficiently, tailored to the needs of individual requirement and conditions.

#### **ORTHODONTICS & DENTOFACIAL ORTHOPAEDICS**

- Understand about normal growth and development of facial skeleton and dentition.
- Pinpoint aberrations in growth process both dental and skeletal and plan necessary treatment
- Diagnose the various malocclusion categories
- Able to motivate and explain to the patient (and parent) about the necessity of treatment
- Plan and execute preventive orthodontics (space maintainers or space gainers)
- Plan and execute interceptive orthodontics (habit breaking appliances)
- Manage treatment of simple malocclusion such as anterior spacing using removable appliances
- Handle delivery and activation of removable orthodontic appliances
- Diagnose and appropriately refer patients with complex malocclusion to the specialist

#### **PERIODONTOLOGY**


- Diagnose the patients periodontal problem, plan and perform appropriate periodontal treatment
- Competent to educate and motivate the patient
- Competent to perform thorough oral prophylaxis, subgingival scaling, root planning and minor periodontal surgical procedures
- Give proper post treatment instructions and do periodic recall and evaluation
- Familiar with concepts of osseointegration and basic surgical aspects of implantology

#### **PROSTHODONTICS AND CROWN & BRIDGE**

- Able to understand and use various dental materials
- Competent to carry out treatment of conventional complete and partial removable dentures and fabricate fixed partial dentures
- Able to carry out treatment of routine prosthodontic procedures.
- Familiar with the concept of osseointegration and the value of implant-supported Prosthodontic procedures

#### **CONSERVATIVE DENTISTRY AND ENDODONTICS**

- Competent to diagnose all carious lesions
- Competent to perform Class I and Class II cavities and their restoration with amalgam
- Restore class V and Class III cavities with glass ionomer cement
- Able to diagnose and appropriately treat pulpally involved teeth (pulp capping procedures)
- Able to perform RCT for anterior teeth
- Competent to carry out small composite restorations
- Understand the principles of aesthetic dental procedures


  
**PRINCIPAL**  
**Lenora Institute of Dental Sciences**  
**RAJANAGARAM**

**ORAL & MAXILLOFACIAL SURGERY**

- Able to apply the knowledge gained in the basic medical and clinical subjects in the management of patients with surgical problems
- Able to diagnose, manage and treat patients with basic oral surgical problems
- Have a broad knowledge of maxillofacial surgery and oral implantology
- Should be familiar with legal, ethical and moral issues pertaining to the patient care and communication skills
- Should have acquired the skill to examine any patient with an oral surgical problem in an orderly manner
- Understand and practice the basic principles of asepsis and sterilisation
- Should be competent in the extraction of the teeth under both local and general anaesthesia
- Competent to carry out certain minor oral surgical procedure under LA like trans-alveolar extraction, frenectomy, dento alveolar procedures, simple impaction, biopsy, etc.
- Competent to assess, prevent and manage common complications that arise during and after minor oral surgery
- Able to provide primary care and manage medical emergencies in the dental office
- Familiar with the management of major oral surgical problems and principles involved in the in-patient management

**PUBLIC HEALTH DENTISTRY**

- Apply the principles of health promotion and disease prevention
- Have knowledge of the organization and provision of health care in community and in the hospital service
- Have knowledge of the prevalence of common dental conditions in India.
- Have knowledge of community based preventive measures
- Have knowledge of the social, cultural and env. Factors which contribute to health or illness.
- Administer and hygiene instructions, topical fluoride therapy and fissure sealing.
- Educate patients concerning the aetiology and prevention of oral disease and encourage them to assure responsibility for their oral health.

  
**PRINCIPAL**  
**Lenora Institute of Dental Sciences**  
**RAJANAGARAM**